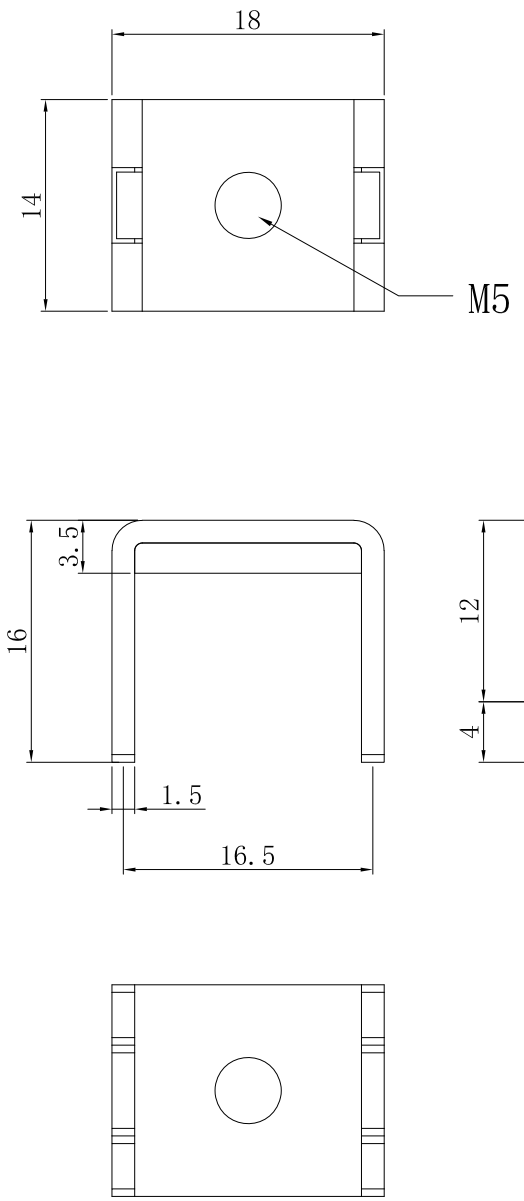

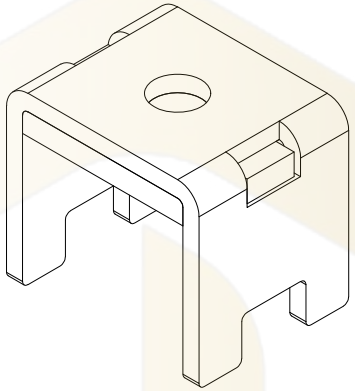

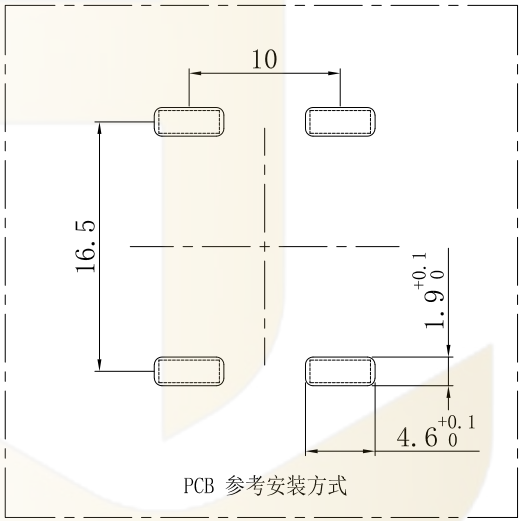

PCB 参考安装方式

NOTES:
备注

1. Brass or purple copper, Bright tin-plating
   黄铜或紫铜，镀亮锡
2. Wire screw hole M5
   压线螺孔M5
3. Current Rating: 100A
   额定电流:100A
4. There shall be no defects such as pin deformation and burrs.
   不得有脚变形，毛刺等缺陷
5. Unmarked dimensions refer to tolerances
   未标注的尺寸参考公差

Ordering Information

HC - * ** * * - **** - * *** * - 07

Type	Thickness	Screw Thread	Welding Feet	Series		Product No.	Material
1=Full Teeth (满牙) 10=Clinch Nut (铆螺母) 10=Insert Gasket (铆垫片)	0=0.8mm 1=1.0mm 1=1.2mm 1=1.5mm 2=2.0mm 2=2.5mm 3=3.0mm 3=3.2mm	=1 (螺牙) =4 (螺牙) =5 (螺牙) =6 (螺牙)	(焊脚) =1个 =1个 =2个 =3个	0808=8x8mm 1620=16x20mm	=HP =HF F=Flag Hip	产品序号	默认=Copper (黄铜) HC=Red Copper (紫铜)

深圳市华灿天禄电子有限公司
工程专用章

序号 No.	变更内容 MODIFY CONTENT	日 期 MODIFY DATE
1	初版发行	

GENERL TOLERANCE		制 图 DRAWING	07
DIM	TOL	审 核 CHECK	
5 or more	±0.35	批 准 APPROVAL	
2~5	±0.25	比 例 SCALE	
0~2	±0.15	投 影 Projection	
Angle	±3.0°		

深圳市华灿天禄电子有限公司
ShenzhenhuacantianluELECTRONICS CO.,LTD

产品名称 TITLE	PCB 焊接端子 厚度1.5 插板 铆垫片 M5 4焊脚 18x14x16mm	版 本 REV.	A
产品料号 PART NO.	HC-RG1554-1814-D714-07	单 位 UNITS	mm
材 料 MATERIAL		页 次 SHEET	1/1